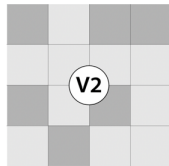


# PORTLAND

<b>PRODUCT DESCRIPTION</b>	GLAZED PORCELAIN
<b>APPEARANCE</b>	CONCRETE
<b>COLOURS</b>	WHITE, LIGHT GREY, DARK GREY & BLACK
<b>FORMATS (MM)</b>	MATT FINISH - 300 X 300, 300 X 600 & 600 X 600 GRIP FINISH - 300 X 600 & 600 X 600
<b>EDGE PROFILE</b>	RECTIFIED
<b>SURFACE FINISHES</b>	MATT & GRIP
<b>THICKNESS (MM)</b>	10
<b>APPLICATIONS</b>	WALL & FLOOR
<b>SLIP RESISTANCE</b>	MATT FINISH - P3 GRIP FINISH - P4

## VARIATION



Variation is an inherent characteristic of tiles and natural stone.  
Sizes are nominal and may include a joint.

# PORTLAND

## COLOUR PALETTE



WHITE



LIGHT GREY

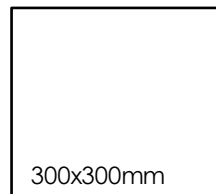




DARK GREY



BLACK

## FORMATS



Variation is an inherent characteristic of tiles and natural stone. Sizes are nominal and may include a joint.